




1




3




5



7



9



UNDER IDEAL

- 1) There is no fat or muscle mass visible, and the bones are prominent. The ribs, spine, and pelvis are visible and easily felt. The dog's skin may be loose and wrinkled.
- 2) The dog is very thin, with prominent ribs, spine, and pelvic bones. There is minimal muscle mass, and fat stores are nearly nonexistent. The dog has an underdeveloped body.
- 3) Ribs are easily felt and may be visible, with little to no fat covering them. The tops of the lumbar vertebrae are visible, and the pelvic bones are becoming pronounced. The waist is clearly defined, and there is a noticeable abdominal tuck.

IDEAL

- 4) The dog has an ideal body condition, with ribs easily felt but not visible. The waist is well-defined, and there is a slight tuck in the abdomen. The dog has good muscle mass and a balanced, healthy frame.
- 5) The ribs are easily felt but not visible. The waist is clearly visible when viewed from above, and the abdomen has a slight tuck. The dog has a well-defined body shape with a balanced proportion of muscle and fat.

OVER IDEAL

- 6) Ribs are palpable with a slight layer of fat covering them. The waist is visible when viewed from above, though not highly defined. An abdominal tuck is noticeable.
- 7) The ribs palpable with difficulty due to a heavy fat cover. Fat deposits are visible over the lumbar area and base of the tail. There is no visible waist, and the abdomen is rounded.
- 8) Ribs are either not palpable due to an excessive fat layer or can only be felt with significant pressure. There are substantial fat deposits over the lumbar area and base of the tail. The waist is absent, with no abdominal tuck, and noticeable abdominal distention may be present.
- 9) Large fat deposits are present over the thorax, spine, and base of the tail. The waist and abdominal tuck are absent, with additional fat deposits on the neck and limbs. There is noticeable abdominal distention.

German A, et al. Comparison of a bioimpedance monitor with dual-energy x-ray absorptiometry for noninvasive estimation of percentage body fat in dogs. *AJVR* 2010;71:393-398.

Jeusette I, et al. Effect of breed on body composition and comparison between various methods to estimate body composition in dogs. *Res Vet Sci* 2010;88:227-232.

Kealy RD, et al. Effects of diet restriction on life span and age-related changes in dogs. *JAVMA* 2002;220:1315-1320.

Laflamme DP. Development and validation of a body condition score system for dogs. *Canine Pract* 1997;22:10-15.